

## Aviva Acryl-Color

4084

Pure acrylic facade paint for DIY and trade

### PRODUCT DESCRIPTION

#### General

Water-based, easy-to-use, pure acrylic facade paint. Key features of this product include outstanding resistance to weathering, very good coverage, a wide variety of colours and excellent colour stability. Resistant to industrial emissions.

#### Special properties and standards



- With facade surfaces that are exposed to higher-than-normal moisture loads due to site-specific conditions or natural weathering, there is an increased risk of mould and algal growth.
- **Colour fastness as per BFS data sheet no. 26**  
**Class A**  
**Group 1-3** (depending on colour)
- **French ordinance DEVL1104875A**  
Marking of construction coating products for their emission of volatile pollutants: A+
- Technical data in accordance with **DIN EN 1062**:

Gloss level:	silky matt	G <sub>2</sub>
Dry film thickness:	150 - 100 µm	E <sub>2</sub>
Max. particle size:	< 100 µm	S <sub>1</sub>
Water-vapour permeability (sd-value):	0.14 < sd-value < 1.4 (medium)	V <sub>2</sub>
Water permeability (w-value):	< 0.1 [kg/(m <sup>2</sup> ×h <sup>0.5</sup> )] (low)	W <sub>3</sub>
Carbon dioxide protection:	> 50 m	C <sub>1</sub>

#### Application area



High-quality facade coating for pre-cast concrete and fibre cement boards.  
Renovation of old coats of dispersion-based paint that are adhering well to the surface.  
Not suitable for horizontal surfaces with a permanent exposure to water.  
Not suitable for full thermal insulation.

### PROCESSING

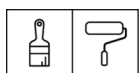
#### Processing instructions



- Please stir the product before use.
- The temperature of the product and object, and the room temperature must be at least + 5 °C.
- The optimal conditions for use are between 15 - 25 °C with a relative atmospheric humidity between 40 - 80 %.

- Do not process it under conditions of intense sunlight, rain, extremely high humidity, strong wind or pending frost.
- Be sure to cover any surfaces that are not being treated. Remove paint splashes immediately with water.
- To avoid crusts apply the coat at one stroke using the wet-on-wet method.
- Material with the same consistency and batch number as well as the same tools must be used for repairs to the surface.
- Signs of touch-up work on the surface depend on several factors and hence, cannot be avoided (BFS data sheet 25).
- If the coating material is excessively thinned, the properties of the coating (e.g. coverage, colour, durability) may be impaired.
- The color shade, compatibility and adhesion to the substrate must be checked by creating sample panels.
- When applying, ensure even application and distribution of the coating material in order to achieve the required thickness for effective protection.
- When reworking sealants, cracks and discoloration may occur in the coating material. Due to the large number of sealant systems, you should carry out your own tests in individual cases to assess adhesion and processing results.
- Any change in the processing sequence, environmental conditions, non-observance of instructions or the use of products not listed may have an unfavourable effect on the result. Deviations lead to film and adhesion problems as well as to impairments with regard to weathering and color stability.

### Application technique



0-10% H<sub>2</sub>O

1L  
↓  
8-10 m<sup>2</sup>

	Airless	Brushing	Rolling
Spraying nozzle Ø (mm)	0,53 - 0,63	-	-
Spray nozzle (Ø inch)	0,021 - 0,026	-	-
Nozzle angle (°)	50	-	-
Spraying pressure (bar)	150 - 180	-	-
Fine strainer (µm)	200	-	-
Diluent	Water		
Diluent amount added (%)	0 - 10		
Applied quantity per application (ml/m <sup>2</sup> )	100 - 125		
Yield per application (m <sup>2</sup> /l)	-	8 - 10	

The product is ready to use.

The shape and surface condition of the workpiece as well as the type of application influence the actual consumption. Accurate values for consumption must be obtained by applying trial coats in advance.

### Drying times

(at 23 °C and 50 % rel. humidity)




Recoatable after	approx. 4 h
Rainproof	approx. 24 hour(s)

The figures given above are reference values. The drying time depends on the type of substrate, coat thickness, temperature, air exchange and relative atmospheric humidity.

Lower temperatures and/or high level of atmospheric humidity can increase the drying time.

Avoid direct sunlight!

## Cleaning the working equipment



With water immediately after use.

To remove dried product residues we recommend using Abbeizer Express (8313).

## SUBSTRATE

### Type of substrate

ready-mixed concrete and fibre cement panels

### Substrate property

The substrate must be dry, clean, capable of holding the paint, free from separating substances such as grease, wax, silicone, etc. and free from dust, as well as tested for suitability for coating.

Please observe the additional documents:

- ÖNORM B 2230-2
- DIN 18363
- ÖNORM B 3430-1
- Current BFS information sheets

### Substrate preparation

No pre-treatment is necessary for clean, slightly absorbent, dry and recoatable substrates.

Pretreat absorbent or chalky substrates with Aviva Tiefengrund WV (4074) to strengthen and even out the surface and to promote adhesion.

Use a suitable lime- or cement-based filler to repair any small cracks, holes or uneven areas. Hairline cracks do not need to be repaired.

Treat algae, green deposits or mould in outdoor areas with Aviva Fungisan (8308).

Use Abbeizer Express (8313) and a high-pressure cleaner to remove any load-bearing dispersion paints or synthetic resin plasters.

#### Concrete surfaces:

Clean concrete surfaces with dirt deposits, separating agents or powder layers mechanically or with the help of pressurised water jets (in compliance with statutory regulations). Prime surfaces that are highly absorbent or that have varying degrees of absorbency with Aviva Tiefengrund WV (4074). On highly porous, sandy surfaces, apply a primer coat of Aviva Tiefengrund LM (4080).

#### Fibre cement boards

Clean uncoated fibre cement panels from dirt deposits. Prime with Aviva Tiefengrund LM (4080).

#### Load-bearing dispersion coatings

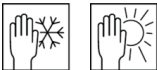
Roughen up glossy surfaces and paint coatings. Clean dirty and chalky old coats using pressurised water jets in compliance with the statutory regulations.


#### Salt efflorescence

Brush while dry and then prime with Aviva Tiefengrund LM (4080). No warranty can be provided for permanent adhesion of the coating or prevention of salt efflorescence when coating surfaces having salt efflorescence.

**Old coatings:** Remove old coatings that cannot be recoated.

**When using Aviva Tiefengrund WV (4074) or Aviva Tiefengrund LM (4080), try to ensure that they do not dry with a glossy finish.**

COATING SYSTEM	
Primer coat	See substrate preparation
Intermediate coat	1 x Aviva Acryl-Color (4084) Aviva Acryl-Color (4084) thinned with up to max. 10 % water, depending on the method of application and the substrate.
Finishing coat	1 x Aviva Acryl-Color (4084) Aviva Acryl-Color (4084) undiluted or thinned with up to max. 5 % water.
ORDERING INFORMATION	
Size of trading unit	1 l, 3 l, 9 l, 15 l
Colour shades / Glosslevels	<p><b>Standard colour(s):</b> W10 Weiß, tönbar (4084000010)</p> <p>Colour shades can be obtained using the <b>ADLER colour mixing system Color4You</b>.</p> <p><b>Base paint(s):</b> Aviva Acryl-Color W10 Weiß, tönbar (4084000010) Aviva Acryl-Color Basis W20 (4084000020) Aviva Acryl-Color Basis W30 (4084000030) Aviva Acryl-Color Basis Gelb (4084050087)</p> <p>It is recommended to prepare a trial colour sample on the original substrate using the coating system selected in order to assess the final colour shade.</p> <p>In order to ensure uniformity of the colour shade, use only material with the same batch number on a given surface.</p> <p>Depending on the system, brilliant and intensive color shades may have a lower covering power. Hence, it is recommended to apply a preliminary coat of a comparable, opaque and pastel colour shade based on W15.</p> <p>In case of dark colour shades, mechanical stress may lead to bright stripes (writing effect). This is a product-specific characteristic of all matt façade paints.</p> <p>If applying subsequent corrective coats of paint, colour differences are unavoidable.</p> <p>Please consume blended products within 12 months.</p> <p>Please observe our <b>ARL 800- Working guideline for working (including care and maintenance) with ADLER Mix, PUR Mix and Color4You dosing machines</b>.</p>
Supplementary products	<p>Abbeizer Express (8313) Aviva Fungisan (8308) Aviva Tiefengrund LM (4080) Aviva Tiefengrund WV (4074)</p> <p>Please refer to the corresponding technical data sheets of the products.</p>
FURTHER DETAILS	
Durability / storage 	<p>Min. 2 year(s) in the original sealed containers.</p> <p>Make sure the product is protected against moisture, direct sunlight, frost and high temperatures (above 30 °C).</p> <p>Close opened containers well and use up the content as soon as possible.</p>

<b>Declaration of ingredients according to VdL-RL 01</b>	<p>acrylic dispersions / inorganic white and coloured pigments / organic pigments / mineral agents / water / interface additives / surface additive / rheology additives / in-can preservation agents</p> <p>Contains polypropylene glycol alkylphenyl ether, 1,2-benzisothiazol-3(2H)-one, and a reaction mass of 5-chloro-2-methyl-2H-isothiazol-3-one and 2-methyl-2H-isothiazol-3-one (3:1). May cause allergic reactions.</p> <p><b>Information for allergy sufferers under telephone no. +43 5242 6922-713.</b></p>
<b>Technical specifications</b>	<p>VOC content of the ready-to-use mixture: Limit value according to Directive 2004/42/EC for Aviva Acryl-Color (Cat A/c): 40 g/l.</p> <p>Aviva Acryl-Color contains a maximum of 20 g/l VOC.</p>
<b>Giscode</b>	<p>BSW20</p>
<b>Safety information</b> 	<p>The usual protective measures must also be observed when processing low-pollutant products.</p> <p>The inhalation of paint aerosols during spray application must generally be avoided. This is ensured by the proper use of a respirator (combination filter A2/P2).</p> <p>Do not allow to enter drains, water courses or soil.</p> <p>Only dispose of empty containers for recycling, liquid material residues can be disposed of as water-based paint waste, dried material residues as hardened paint or as household waste.</p> <p>Further information on the subject of safety during transport, storage and handling as well as disposal can be found in the relevant safety data sheet. The current version can be accessed on the Internet at <a href="http://www.adler-lacke.com">www.adler-lacke.com</a>.</p>