

Bluefin Isospeed Thix

3119

Water-based, opaquely pigmented **spray filler** for **furniture and interior finishing** for professional and industrial use

PRODUCT DESCRIPTION

General

Water-based, opaque spray filler with excellent sag resistance, fast drying, high filling power and very good sandability (hand/machine sanding) for opaque pigmented coating build-ups. It can be used as either a 1-component or 2-component product; in two-component use it provides very good stain-blocking properties.

Special properties and standards



- **ÖNORM A 1605-12 (furniture surfaces)**
Test 5: Resistance to flame: 5-B

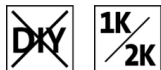


- **ÖNORM A 3800-1 (fire behaviour)**
In conjunction with a flame-retardant substrate: flame-retardant, Q1, Tr 1



- **French ordinance DEVL1104875A**
Marking of construction coating products for their emission of volatile pollutants: A+

Application area



Primer for opaque pigmented coating systems for furniture and interior finishing.

For upright surfaces and for profiled workpieces and battens.

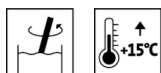
For hardly inflammable or flame-retardant coating systems.

Application in combination with a suitable topcoat system.

The area of application depends on the processing of the product and the topcoat system selected.

PROCESSING

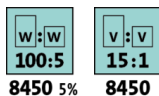
Processing instructions



- Please stir the product before use.
- The temperature of the product and object, and the room temperature must be at least + 15 °C.
- Depending on the type of wood but also on the growing area, the content of coloured, water-soluble substances in the wood can vary considerably. It is therefore recommended to always carry out a trial coating on a sample of the original wood in order to be able to assess the .

- In two-component processing, it provides good stain-blocking effect against water-soluble, colouring wood extractives when opaque coating build-ups with water-based pigment coatings are used, including in white and pastel shades.
- If you use the 2C version of the product, it can be applied directly onto good quality MDF (bulk density > 700 kg/m³, homogenous).
- With multi-layer laminated substrate boards, we always recommend using the two-component version.
- Too little application quantity, excessively heavy intermediate sanding and/or increased thinning will reduce the stain-blocking effect!
- For a rich and substantial surface, you will need two or three applications of filler with sanding between each application.
- If Bluefin Isospeed Thix (3119) . If the first layer of filler is applied in one-component version, although the further layers of filler should be done with the one-component quality.
- When using plastic edgebands, an adhesion test must always be carried out with the planned structure. Adhesion can be improved on ABS edgebands by using ABS Kantenaktivator (8315000210).
- Any change in the processing sequence, environmental conditions, non-observance of instructions or the use of products not listed may have an unfavourable effect on the result.
- Please follow our **ARL 150 - Working guidelines for water-based furniture coatings**.

Blending ratio



Bluefin Isospeed Thix (3119) can optionally also be used with hardener and in the mixing ratios listed. Deviations lead to film and adhesion problems.

100 Part(s) by weight Bluefin Isospeed Thix (3119)
5 Part(s) by weight Aqua-Hardener 8450 (8450000210)

or

15 part(s) by volume: Bluefin Isospeed Thix (3119)
1 part(s) by volume: Aqua-Hardener 8450 (8450000210)

Aqua-Hardener 8450 (8450000210) must be carefully worked into the product by stirring before processing. Stirring is best done by machine using a basket agitator. The use of a two-component spray device is recommended.

Pot life

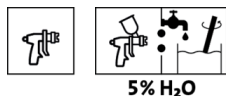


3 hour(s) at approx. 20 °C

Increased temperatures reduce the pot life. A further extension of the pot life is not possible.

Please only prepare as much material as can be used within the pot life.

Application technique




	Airless	Airless air-supported (Airmix®, Aircoat, etc.)	Cup gun
Applying device	*	-	
Spraying nozzle Ø (mm)	0,28 - 0,33		2,0
Spraying pressure (bar)	100 - 120		2 - 3
Vaporizer Air (bar)	-	1 - 2	-
Diluent	Water		
Diluent amount added (%)	-		5
Viscosity 6-mm-cup (s)	-		80
Applied quantity per application (g/m ²)	150 - 250		
Total quantity applied (g/m ²)	max. 750		

* with pre-atomising nozzle

The shape and surface condition of the workpiece as well as the type of application influence the actual consumption. Accurate values for consumption must be obtained by applying trial coats in advance.

Cleaning the working equipment



With water immediately after use.

To remove dried paint residues we recommend using Aqua-Cleaner (8029) (diluted 1:1 with water).

SUBSTRATE

Type of substrate

Solid wood, chipboard or wood fibre materials suitable for opaque coating, veneered or coated with priming film.

Substrate property

The substrate must be dry, clean, capable of holding the paint, free from separating substances such as grease, wax, silicone, resin etc. and free from wood dust, as well as tested for suitability for coating.

On good quality MDF boards with a high raw density (e.g. with 19 mm boards exceeding 700 kg/m³) Bluefin Isospeed Thix (3119), hardened with 5 % Aqua-Hardener 8450 (8450) can be applied directly without pre-priming. As with the one-component use of Bluefin Isospeed Thix (3119), boards of lower quality must be pre-primed before the first filler layer (e.g. with Bluefin Unistar (2965)).

For applications in bathroom settings, we always recommend the use of moisture resistant MDF boards of types P3, P5 or P7 in accordance with ÖNORM EN 312 (formerly V100 in accordance with DIN 68763) and Bluefin Isospeed Thix (3119) used as a 2C product. It is not recommended for use on horizontal surfaces that are frequently exposed to water, such as washstands.

Substrate preparation



Hardwoods: Wood sanding Grit size 150 – 180

Softwoods: Wood sanding Grit size 100 – 150

Carrier plates coated with priming film: Film sanding Grit size 220

MDF panels: Cleaning/smoothing sanding grit size 180 - 220


COATING SYSTEM

Primer coat	1 x Bluefin Isospeed Thix (3119) Intermediate drying time: approx. 4 hours
Intermediate sanding 	Slight smooth sanding: Grit size 280 Remove sanding dust. Avoid sanding straight through! Intermediate sanding must be carried out immediately before the subsequent coating is applied in order to ensure good intermediate adhesion!
Intermediate coat	1 – 2 x Bluefin Isospeed Thix (3119) After the final application of filler, the surface should be allowed to dry for at least 12 hours (room temperature) before intermediate sanding in order to ensure good stability of the subsequent top coat and to ensure an optimal stain-blocking effect when used in two-component processing.
Intermediate sanding 	Intermediate sanding Grit size 320 – 360 Remove sanding dust. Avoid sanding straight through! Intermediate sanding must be carried out immediately before the subsequent coating is applied in order to ensure good intermediate adhesion!
Topcoat	1 x Bluefin Pigmocryl NG (a range of qualities) in your chosen colour and degree of gloss.

ORDERING INFORMATION

Size of trading unit	Aqua-Isospeed Thix (3119): 5.6 kg, 22 kg Aqua-Hardener 8450 (8450): 280 g, 1.1 kg More sizes on request.
Colour shades / Glosslevels	Standard colour(s): Weiß (3119050000)
Supplementary products	ABS Kantenaktivator (8315) Aqua-Cleaner 8029 (8029) Aqua-Hardener 8450 (8450) Bluefin Unistar (2965) Bluefin Pigmocryl NG (various qualities) Please refer to the corresponding technical data sheets of the products.

FURTHER DETAILS

Durability / storage 	Min. 1 year(s) in the original sealed containers. Cool, but frost-free. Close opened containers well and use up the content as soon as possible.
Technical specifications	Delivery viscosity: 8,000 (Brookfield spindle 4/20 rpm/2 min/20 °C)

Safety information



The product is only suitable for the industrial and professional use.

The inhalation of paint aerosols during spray application must generally be avoided. This is ensured by the proper use of a respirator (combination filter A2/P2).

Further information on the subject of safety during transport, storage and handling as well as disposal can be found in the relevant safety data sheet. The current version can be accessed on the Internet at www.adler-lacke.com.
