

ADLER Effekt-Base-Mica

40265

Coarse structure effect with glimmer for DIY and professional use

PRODUCT DESCRIPTION

General

Water-based, low-odour effect coating with coarse glimmer structure for indoors. The product is characterised by its ease of processing (long open time). The product is formulated without addition of solvents.

Special Properties and Standards

- **French Ordinance DEVL1104875A** regarding the marking of construction coating products with respect to their emission of volatile pollutants: A+



Areas of application



- For creative wall design of trendy surfaces such as a rust-like effect or stone imitation.


PROCESSING

Instructions for application



- Please stir the product before use.
- Do not apply it at temperatures below + 5 °C and / or relative atmospheric humidity > 80 %.
- Use a roller brush preferably for application (criss-cross method).
- Please observe our “**Color-Emotion 2011 working guidelines**”.

Application technique



Application method	Using a brush	Roller brush application
Yield per application (m ² /l)	approx. 7	

The product is prepared such that it is ready to use.

The shape and properties of the substrate, and wood moisture affect the consumption / yield. Accurate values for consumption must be obtained by applying trial coats in advance.

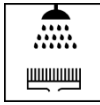
Drying times

(at 23 °C and 50 % rel. humidity)



Recoatable	after approx. 3 – 4 hours
------------	---------------------------

The figures indicated serve as a guide and are for reference. The drying time depends on the coat thickness, temperature, air exchange and relative atmospheric humidity.

Cleaning the working equipment

With water immediately after use.

Remove dried-up paint residues with ADLER Abbezier 95125.

SUBSTRATE**Type of substrate**

Mineral substrates (plaster, concrete), gypsum plaster boards and pre-treated wooden materials indoors.

Substrate property (or condition)

The substrate must be dry, clean and free from any separating substances, and it must be checked to see whether it is suitable and capable of being recoated.

Please observe ÖNORM B 2230 Part 2.

See also VOB, Part C, DIN 18363, paragraph 3; Painting and coating work.

Any coatings that cannot be recoated must be removed thoroughly.

Preparation of the substrate

- No pre-treatment is necessary for clean and dry coats that can be recoated.
- Touch up small cracks, holes or unevenness using a suitable wood filler.

Plaster of the mortar groups P II and P III

Allow new plaster application to remain untreated for three to four weeks. Re-plastered patches must be set well and dried up and, if required, seal them with fluosilicate.

Gypsum and readymade plasters of the mortar groups P IV and P V

Grind off any sintered coat remaining, and apply one primer coat using Tiefengrund WV 40905 diluted 1:1 with water.

Gypsum plaster boards (GKP)

Grind off wood filler burrs. Apply one primer coat of ADLER Tiefengrund WV 40905 diluted 1:1 with water.

Concrete surfaces

Mechanically clean the surfaces and remove deposits of dirt, separating agents and powder layers. Apply one coat of ADLER Tiefengrund 40905 WV diluted 1:1 with water to highly absorbent concrete.

Recoatable dispersion paint coatings

Roughen up glossy surfaces and paint coatings.

Glue-bound distempers

Wash off thoroughly and apply a primer coat with ADLER Tiefengrund WV 40905 diluted 1:1 with water.

Wooden materials

1 – 2 coats of ADLER Aqua-Isoprimer PRO 41005

Please follow the respective technical data sheets of the products.

COATING SYSTEM**Primer coat**

Pre-treat absorbent, sandy or slightly chalky substrates with ADLER Tiefengrund WV 40905, diluted 1:1 with water for hardening and equalizing them and giving them adhesive properties.


Primer coat

ADLER Effekt-Base-Mica 40265

Final coat	Depending on the desired effect, you can use ADLER Effekt-Base-Soft 40264, ADLER Effekt-Lasur 40262 or ADLER Formel 2000 40205. Please follow the respective technical data sheets of the products. For the individual effects, please follow our “ Color-Emotion 2011 working guidelines ”.
-------------------	---

ORDERING INFORMATION


Size of trading unit	750 ml and 3 l
-----------------------------	----------------

Colour shades / Degree of gloss	Basic E20 40265 Other colour shades such as "Antique", for example, can be obtained using the ADLER colour blending system (Color4you).
Color4You 	<ul style="list-style-type: none"> • In order to ensure uniformity of colour, use material having the same batch number on a given surface. • The method of application, quantity applied and covering power determine the colour shade to a large extent. • It is recommended to prepare a trial colour sample on the original substrate using the coating system selected in order to assess the final colour shade.

Supplementary products	ADLER Effekt-Base-Mica 40265 ADLER Effekt-Base-Soft 40264 ADLER Effekt-Lasur 40262 ADLER Formel 2000 40205 ADLER Abbeizer 95125 ADLER Tiefengrund WV 40905 ADLER Aqua-Isoprimer PRO 41005
-------------------------------	---

FURHTER DETAILS

Durability / Storage	At least 3 years in the original sealed containers.
Technical Specifications	VOC content EU limits for ADLER Effekt-Base-Mica (Cat. A/I): 200 g/l (2010). ADLER Effekt-Base-Mica contains < 1 g/l VOC.
Product code for paints and varnishes	M-DF01

Safety-relevant information	Please follow the associated safety data sheet! The latest version can be retrieved from the Internet at www.adler-lacke.com .
	Recycle only those containers whose residues have been emptied out. You may dispose of liquid material residues as water-based paint and varnish waste and dried-up material residues as cured paints or as household garbage.