

## ADLER Laugenbeize

1359

Water-based **lye stain** for achieving aging effects on Oak for **industrial and professional use**

### PRODUCT DESCRIPTION

#### General


Water-based, mild alkaline solution to obtain ageing effects “smoked” or leached on Oak. The pith rays of the Oak get highlighted. The product can be recoated with solvent-based wood paints.

#### Special properties and standards



- **French ordinance DEVL1104875A** regarding the marking of construction coating products for their emission of volatile pollutants: A+

#### Application areas



- For wall and ceiling panelling as well as interior finishing exposed to light levels of stress; application areas III – IV in accordance with ÖNORM A 1610-12. Do not use in wet rooms.
- Application in combination with a suitable topcoat system.

### PROCESSING

#### Instructions for use

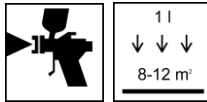


- Please stir product well before and during use.
- The temperature of the product and object, and the room temperature must be at least +15 °C.
- Do not empty product from the spray gun or contaminated with wood dust back into the container with the original wood stain.
- An application with a paintbrush is possible.
- Do not use metal containers! The color changes if the liquid stain comes into contact with metal.
- The staining effect is created by a reaction of the lye stain with the oak wood constituents. The strength of the reaction and thus the resulting colour tones and effects depend on the type and quantity of the constituents present in the wood (tannic acid). For a commission, therefore, only use wood from one trunk. ADLER Laugenbeize Cremeeiche 1359050499 is also slightly coloured with white; in this way, you can achieve a very naturally acting brightened effect on oak wood.
- Ambient conditions such as light and high humidity have a strong influence on the aging behaviour of the colour tone; leached surfaces become lighter as they age.
- Please follow our **“Working guidelines for staining wood”**.

07-16 (supersedes 02-15) ZKL 1359

ADLER-Werk Lackfabrik, A-6130 Schwaz  
Tel: 0043/5242/6922-301, Fax: 0043/5242/6922-309, Mail: [technical-support@adler-lacke.com](mailto:technical-support@adler-lacke.com)

Our instructions for use are based on knowledge available currently and shall guide the purchaser / user to the best of one's knowledge, but, however, must be clarified for the areas of application and processing conditions on a case-to-case basis. The buyer/user takes responsibility for the suitability and use of the delivered product. It is therefore recommended to produce a sample specimen for testing the suitability of the product. Our general terms and conditions of sale are otherwise applicable. All previous data sheets are rendered invalid with the issue of this one. Rights reserved for the modification of the container sizes, colour shades and degrees of gloss available.

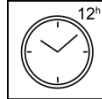
**Application technique**

Application method	Cup gun
Spraying nozzle (ø mm)	1.5
Spraying pressure (bar)	1.5 - 2.5
Application quantity (g/m <sup>2</sup> )	approx. 50
Yield per application (m <sup>2</sup> /l) <sup>1)</sup>	8 - 12
<sup>1)</sup> Yield including loss while spraying	

The shape, properties and moisture of the substrate affect the consumption/yield. Accurate values for consumption must be obtained by applying trial coats in advance.

**Drying times**

(at 23 °C and 50 % rel. humidity)



Recoatable with solvent-based furniture coatings	at least 12 h, preferably overnight
--	-------------------------------------

The figures given above are reference values. The drying time depends on the type of substrate, coat thickness, temperature, air exchange and relative atmospheric humidity. The effect of ageing develops in the first stage of drying (approx. 2 hours), during which period no forced drying should be done.

Avoid direct sunlight (very quick drying).

**Cleaning the working equipment**

With water immediately after use.

**SUBSTRATE****Type of substrate**

Oakwood, solid wood or veneered wood.

**Substrate property (or condition)**

The substrate must be dry, clean, capable of holding the paint, free from separating substances such as grease, wax, silicone, resin etc. and free from wood dust, as well as tested for suitability for coating.

**Preparation of the substrate**

Wood sanding with grit size 150

Rinsing the sanded wood and, once it has dried, sanding it smooth with grit size 180 - 220 is beneficial; with solid oak, this step is essential.

**COATING SYSTEM****Stain application**

1 x evenly and with moderate excess so that the surfaces appear slightly wet.

When applied with a brush, the oak's constituents are dissolved by contact and the lye stain turns brownish.

**Slight smooth sanding:**

Grit size 220 – 280

Avoid sanding straight through!  
Dedusting!

Laugenbeize Kalkeiche 1359 050500: The final colour tone depends on the amount of sanding; the lime effect can vary from "veiled" to "distinctive" depending on the finish (grit size 220).

**Subsequent coating**

ADLER Laugenbeize 1359 is recoatable with lightfast, solvent-based ADLER furniture lacquers such as ADLER Legnopur 26211 ff. A dilution of 30% is recommended for priming.

It is not possible to use water-based furniture coatings or oil.

Please observe the relative technical data sheets of the products.

**ORDERING INFORMATION****Size of trading unit**

0.9 l; 4 l

**Color shades/degree of gloss**

Cremeeiche	1359 050499
Kalkeiche	1359 050500
Räuchereiche	1359 050501

**Prior to applying the stain, you should always stain a sample of the original wood and recoat it with the intended paint in order to assess the final color shade. For a commission, therefore, only use stain from the same batch and wood from one trunk.**


**Supplementary products**

ADLER Legnopur 26211 ff

**FURTHER DETAILS****Durability/storage**

At least 1 year in the original sealed containers.

Cool but frost-free

**Safety-related information**

Please pay attention to the associated safety data sheet! The current version can be accessed on the Internet at **[www.adler-lacke.com](http://www.adler-lacke.com)**.

In general, inhaling paint aerosols must be avoided. This is ensured by correctly using a breathing mask (combination filter A2/P2 – EN 141/EN 143).